

Snowmobile Diaper Cake!!!

Published February 3, 2015 | By ThomPetty | Edit



Hi Everyone!

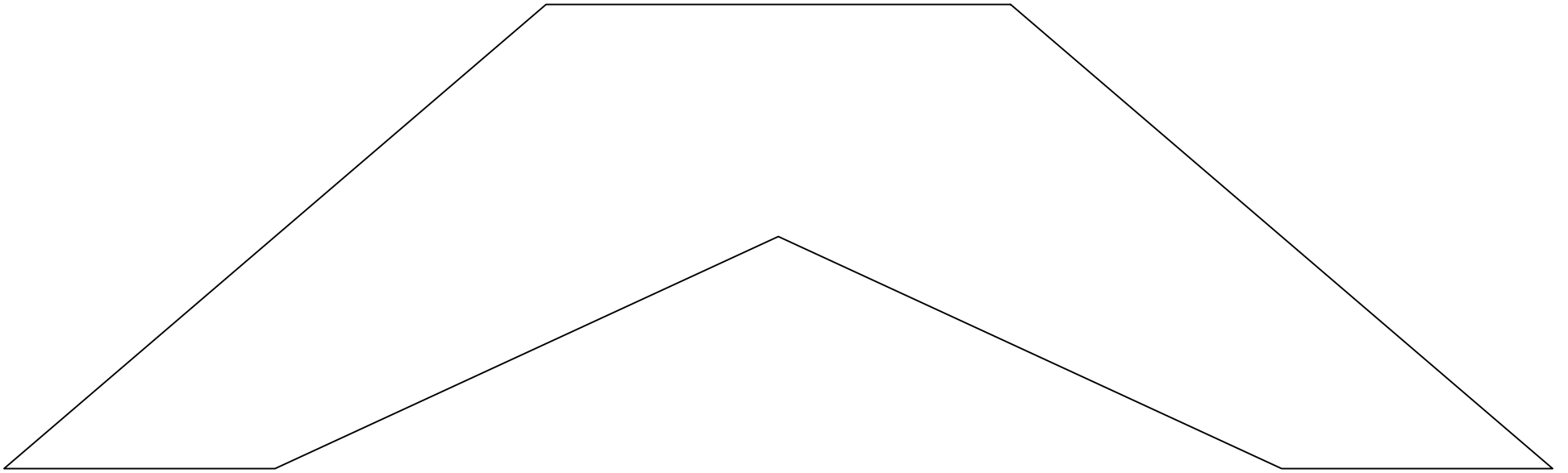
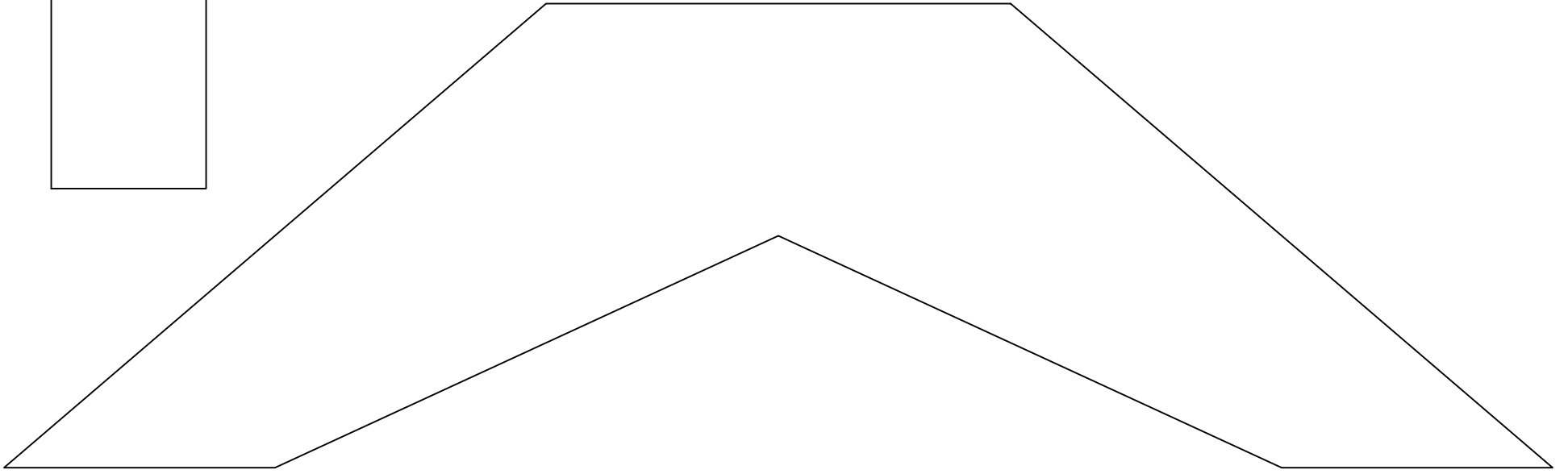

Here is another cool Diaper Cake idea, a Snowmobile! I had a few people request we try and make it. So with a little foamboard help from Paulie I came up with a fun idea. It is a little harder to make then some of the other Diaper Cake on my YouTube and website, but i think you can make it too. The only hard part is drawing and cutting the foamboard. Paulie was nice and made a PDF you can download. Please click on and save the PDF File below. Then Print and follow the instructions and cut out the parts. Below is also the list of items needed to make it. You can also add any accessories you may like to make it extra special! Thank you so much for visiting my website!

Items Need to Make Motorcycle with Cargo Bags.

- 28 Size 1 Diapers
- 2 Baby Bibs
- 2 Pairs Baby Socks
- 1 Roll 2-Inch Ribbon
- 1 Roll 1/4 Inch Ribbon
- 2 Munchkin Dishwasher Baskets
- 4 Flannel Recieving Blankets
- 1 Sippy Cup with Handles
- 1 Piece of 14×14 Inch Scrapbook Paper (or any thick paper)
- 1 Medium/Small Stuffed animal

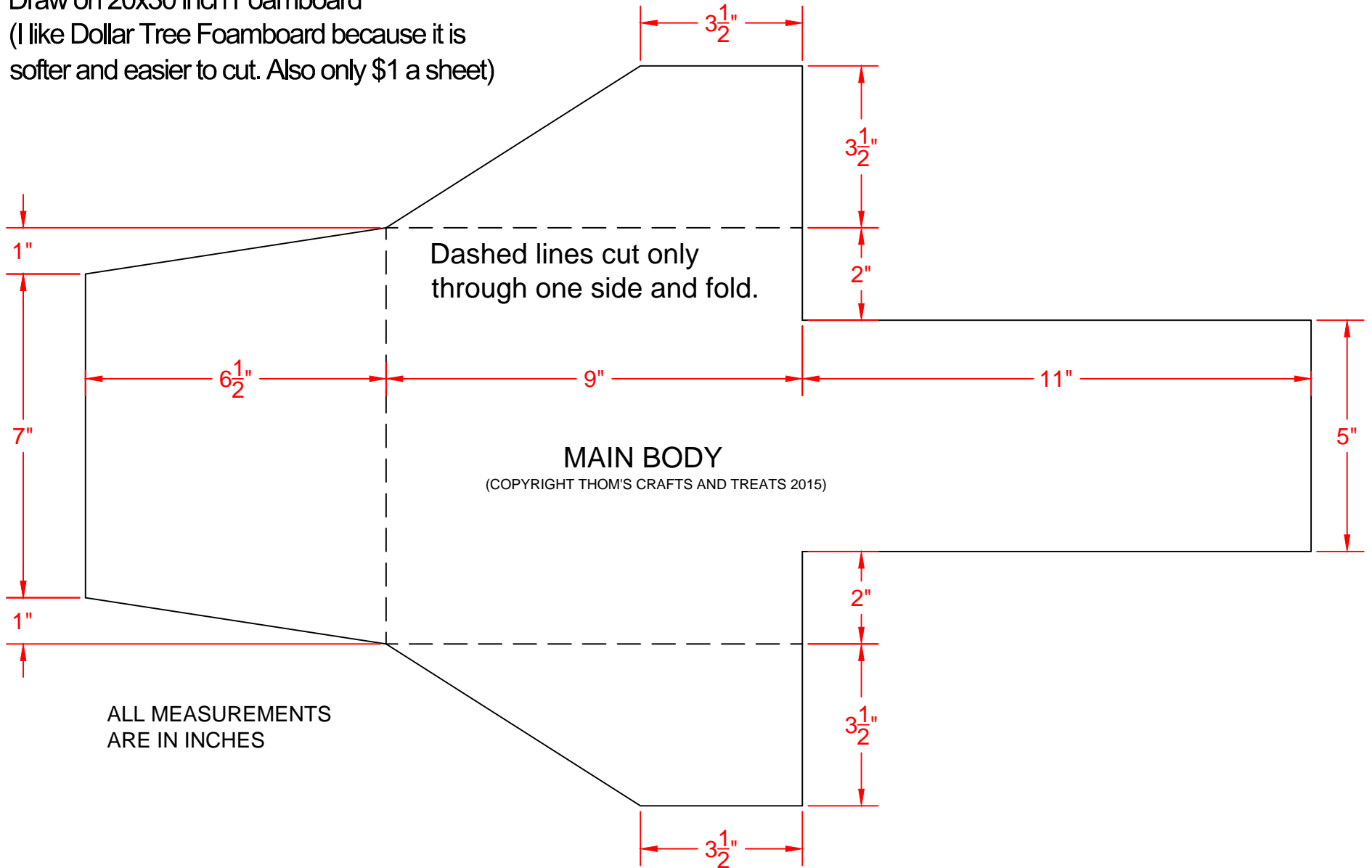
Tape, Scissors, Rubberbands

Posted in [Diaper Cakes](#)

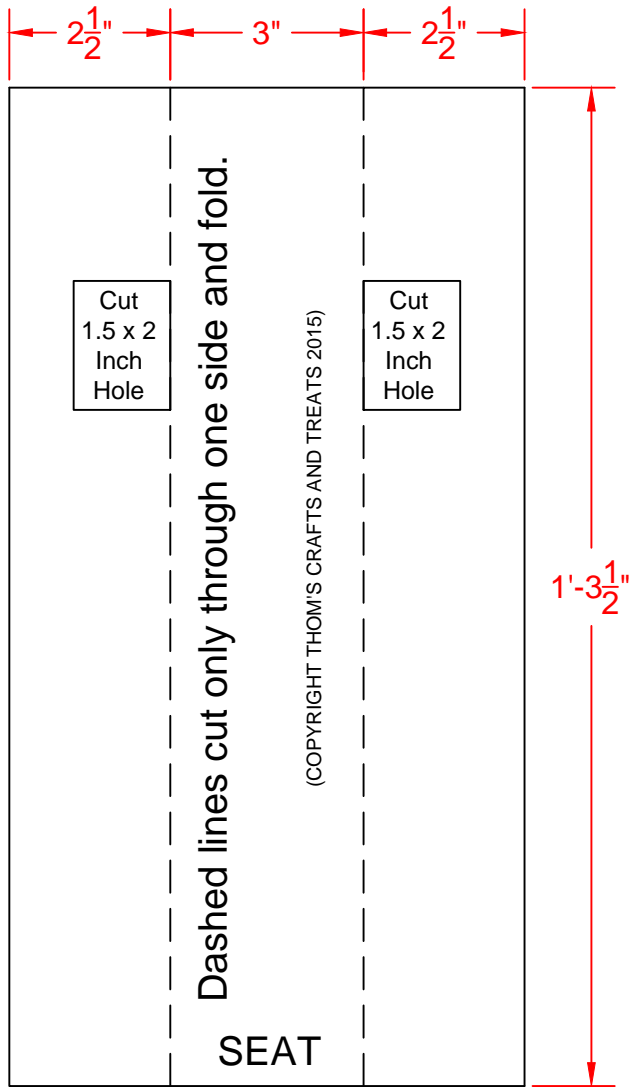


(COPYRIGHT THOM'S CRAFTS AND TREATS 2015)

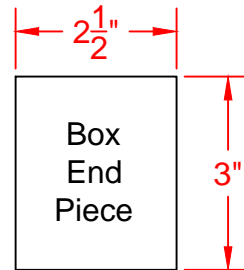
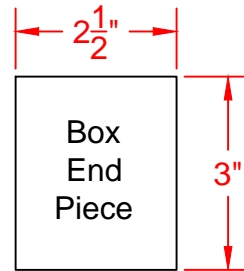
Draw on 20x30 inch Foamboard
(I like Dollar Tree Foamboard because it is
softer and easier to cut. Also only \$1 a sheet)



Draw on 20x30 inch Foamboard
 (I like Dollar Tree Foamboard because it is softer and easier to cut. Also only \$1 a sheet)



ALL MEASUREMENTS ARE IN INCHES



Print out template for ski holders and tape to foamboard.

